

THE COMPLETE GUIDE
TO THROWING A
KIDS' SLUMBER PARTY



evite

INVITATION & THANK YOU CARD



DREAM SLEEPOVER PARTY

ON CLOUD NINE



**FREE ECARD
WITH EVERY PURCHASE
OF PREMIUM INVITE**

TABLE OF CONTENTS

1	<u>MOOD BOARD</u>	>
2	<u>DECOR & SUPPLIES</u>	>
3	<u>GAMES & ENTERTAINMENT</u>	>
4	<u>FOOD & BEVERAGES</u>	>
5	<u>PARTY FAVORS</u>	>
6	<u>GIFTS</u>	>

MOOD BOARD



DECOR & SUPPLIES

from amazon & etsy



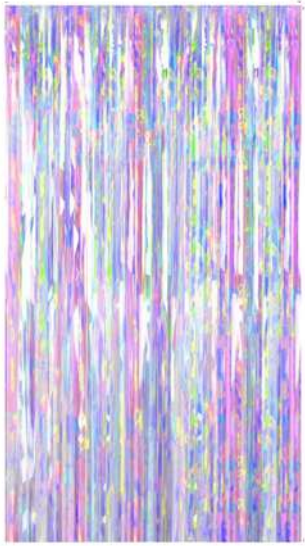
GIRLS JUST WANNA HAVE FUN GARLAND



SLEEPOVER PARTY TABLEWEAR




SLEEPOVER TENTS



TINSEL BACKDROP



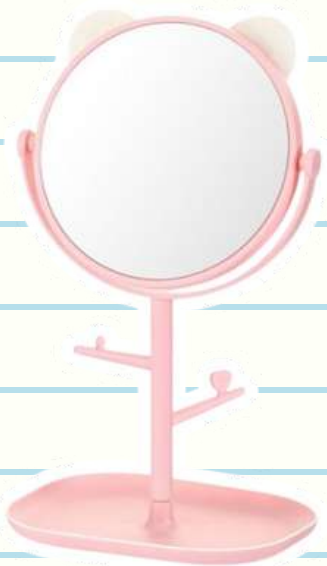
MARQUEE LETTER LIGHTS



STAR STRING LIGHTS



PAPER STRAWS



SLEEPOVER PARTY MIRROR



SLEEPOVER PARTY HAPPY BIRTHDAY BANNER



POPCORN CUPS

etsy



SLEEPOVER SQUAD NEON LIGHTS

evite

SHOP THE REST
ON AMAZON



GAMES & ENTERTAINMENT

SLEEPOVER BINGO



FRIENDSHIP BRACELETS



NAIL POLISH BAR



COOKIE DECORATING



ADOPT-A-STUFFIE



SHOP ON AMAZON

evite



FOOD & BEVERAGES



1

MOVIE SNACK STATION



2

SNACK BOARD



3

WHIPPED PINK LEMONADE



4

MINI HEART PIZZAS



5

BREAKFAST BAR



6

SLEEPING BAG TEDDY GRAHAMS

evite

SHOP ON AMAZON



PARTY FAVORS



TEMPORARY TATTOOS



IN MY SLEEPOVER ERA PILLOW



LIPSMACKERS



PERSONALIZED BAGS



FACE MASKS



FUZZY HEADBAND

evite

SHOP THE REST
ON AMAZON



GIFTS



1

SLIME KIT



2

**BATH BOMBS w/
BRACELETS INSIDE**



3

DIY JOURNAL KIT



4

**GLOW-IN-THE-DARK
UNICORN BLANKET**



5

**SATIN EYE MASK AND
SCRUNCHIE SET**



6

**FLAVORED LIP GLOSS
NECKLACE**

evite

SHOP ON AMAZON





The ultimate kids' birthday party checklist

8-12 WEEKS BEFORE

- Choose a theme
- Determine budget
- Set a date, time and location
- Optional: If the event will not be at your home, book venue
- Choose your guest list
- Optional: [Send Save the Dates](#)

4 WEEKS BEFORE

- Optional: If inviting a class, ask teacher for most up to date contact info for invitations
- Research and pick games/activities. Find plenty of [party ideas](#) here!
- Decide if you will need catering or not
- Optional: Order cake if not baking yourself

3 WEEKS BEFORE

- Choose what to do for gifts (i.e. no gifts, donations or a crowdfunding)
- Send out invitations! Browse [Kids' Birthday invitations](#) here.
- Order [party supplies](#)
 - Paperware
 - Party hats
 - Tablecloth
 - Backdrops
 - Streamers
 - Party favors

1 WEEK BEFORE

- Determine schedule for party
- Identify helpers for your event
- Optional: If getting catering, place order with caterer
- Purchase last-minute supplies. Browse [Amazon party decor](#) here!
- Message guests who have not yet RSVP'd

3 DAYS BEFORE

- Purchase food if not having event catered
- Assemble party favors
- Collect any permission slips or waivers needed depending on venue

1-2 DAYS BEFORE

- Bake or pick up cake
- Decorate house or gather decorations to take to venue
- Prepare any make-ahead food

1 WEEK AFTER

- Send thank you eCards within two weeks. See [thank you eCards](#) here!
- Share photos from the event and collect photos from your guests
- Return anything borrowed from friends