

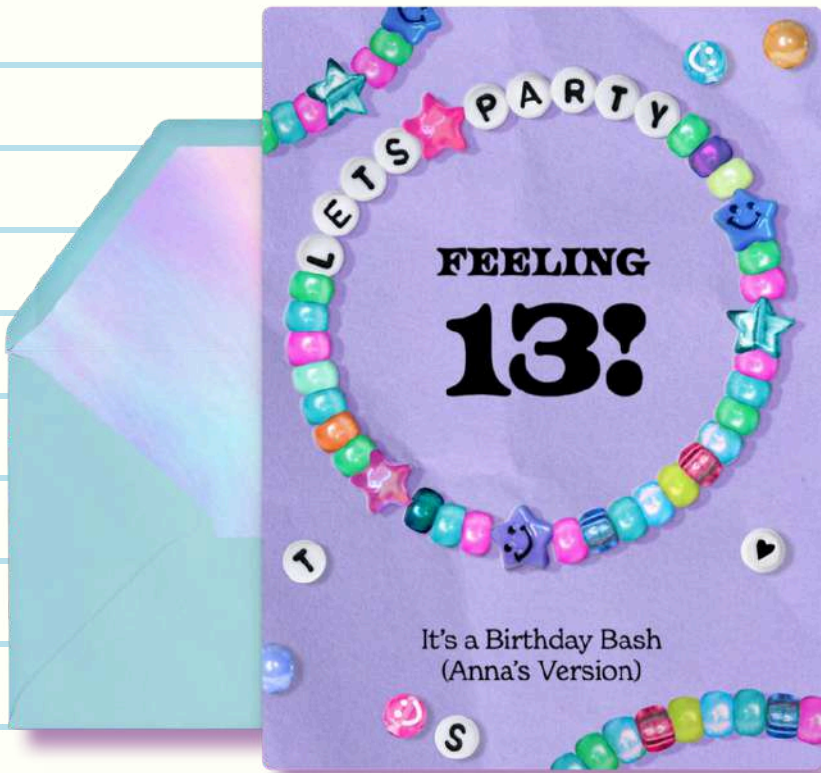
THE COMPLETE GUIDE  
TO THROWING A  
TAYLOR SWIFT PARTY



evite



# INVITATION & THANK YOU CARD



FRIENDSHIP BRACELET

DREAMY HOLOGRAPHIC PARTY  
PINK THANK YOU



**FREE**  
WITH EVERY PURCHASE  
OF PREMIUM INVITE

# TABLE OF CONTENTS


1	<u>MOOD BOARD</u>	>
2	<u>DECOR &amp; SUPPLIES</u>	>
3	<u>GAMES &amp; ENTERTAINMENT</u>	>
4	<u>FOOD &amp; BEVERAGES</u>	>
5	<u>PARTY FAVORS</u>	>
6	<u>GIFTS</u>	>

# MOOD BOARD




# DECOR & SUPPLIES

from amazon & etsy



**ETSY**



**ETSY**



evite

SHOP THE REST ON AMAZON



# GAMES & ENTERTAINMENT

FRIENDSHIP BRACELETS



POLAROID PHOTO BOOTH



TAYLOR SWIFT KARAOKE



DRESS AS YOUR FAVE ERA



SHIRT DECORATING



SHOP ON AMAZON

evite



# FOOD & BEVERAGES



1

**FRIENDSHIP BRACELET DONUTS**



2

**GETAWAY "CARBS"**



3

**SPARKS "FRY"**



4

**NOW THAT WE DON'T "GUAC"**



5

**ILLICIT "ECLAIRS"**



6

**MILK-SHAKE IT OFF**



# PARTY FAVORS



1

ERAS TOUR SHIRT



2

PINK COWGIRL HAT



3

CUSTOM FRIENDSHIP BRACELET KIT



4

HEART HANDS SCULPTURE



5

MICROPHONE CANDY



6

TEMPORARY TATTOOS





# GIFTS



evite

SHOP ON AMAZON





# The ultimate kids' birthday party checklist

## 8-12 WEEKS BEFORE

---

- Choose a theme
- Determine budget
- Set a date, time and location
- Optional: If the event will not be at your home, book venue
- Choose your guest list
- Optional: [Send Save the Dates](#)

## 4 WEEKS BEFORE

---

- Optional: If inviting a class, ask teacher for most up to date contact info for invitations
- Research and pick games/activities. Find plenty of [party ideas](#) here!
- Decide if you will need catering or not
- Optional: Order cake if not baking yourself

## 3 WEEKS BEFORE

---

- Choose what to do for gifts (i.e. no gifts, donations or a crowdfunding)
- Send out invitations! Browse [Kids' Birthday invitations](#) here.
- Order [party supplies](#)
  - Paperware
  - Party hats
  - Tablecloth
  - Backdrops
  - Streamers
  - Party favors

## 1 WEEK BEFORE

---

- Determine schedule for party
- Identify helpers for your event
- Optional: If getting catering, place order with caterer
- Purchase last-minute supplies. Browse [Amazon party decor](#) here!
- Message guests who have not yet RSVP'd

## 3 DAYS BEFORE

---

- Purchase food if not having event catered
- Assemble party favors
- Collect any permission slips or waivers needed depending on venue

## 1-2 DAYS BEFORE

---

- Bake or pick up cake
- Decorate house or gather decorations to take to venue
- Prepare any make-ahead food

## 1 WEEK AFTER

---

- Send thank you eCards within two weeks. See [thank you eCards](#) here!
- Share photos from the event and collect photos from your guests
- Return anything borrowed from friends