

THE COMPLETE GUIDE
TO THROWING A
BOHO MERMAID PARTY



evite



INVITATION & THANK YOU CARD



PASTEL SHELLABRATION

**SANDY SEASHELL
THANK YOU CARD**



**FREE
WITH EVERY PURCHASE
OF PREMIUM INVITE**

TABLE OF CONTENTS

1	<u>MOOD BOARD</u>	>
2	<u>DECOR & SUPPLIES</u>	>
3	<u>GAMES & ENTERTAINMENT</u>	>
4	<u>FOOD & BEVERAGES</u>	>
5	<u>PARTY FAVORS</u>	>
6	<u>GIFTS</u>	>

MOOD BOARD





evite

DECOR & SUPPLIES

from amazon & etsy



ETSY



ETSY



ETSY

evite

SHOP THE REST
ON AMAZON



GAMES & ENTERTAINMENT

FRIENDSHIP BRACELETS



BALL PIT



DECORATE TREASURE CHEST



SENSORY PLAY



COOKIE DECORATING



SHOP ON AMAZON

evite



FOOD & BEVERAGES

1



SHELLS & CHEESE

2



SEASHELL COOKIES

3



SEAWEED GRAPES

4



CRABWICHES

5



RICE KRISPIES STARFISH

6




OCEAN WATER

evite

SHOP ON AMAZON



PARTY FAVORS



evite

SHOP ON AMAZON



GIFTS



1

**MINI GARDEN MERMAID
TERRARIUM**



2

**SPLASH 'N GO MERMAID
WATER/POOL TOY**



3

**MERMAID 2-IN-1 SEASHELL
PURSE PLAYSET**



4

**DECORATE YOUR OWN
WATER BOTTLE KITS**



5

**LEGO DISNEY THE LITTLE
MERMAID STORY BOOK**



6

MERMAID SLIME KIT

evite

SHOP ON AMAZON





The ultimate kids' birthday party checklist

8-12 WEEKS BEFORE

- Choose a theme
- Determine budget
- Set a date, time and location
- Optional: If the event will not be at your home, book venue
- Choose your guest list
- Optional: [Send Save the Dates](#)

4 WEEKS BEFORE

- Optional: If inviting a class, ask teacher for most up to date contact info for invitations
- Research and pick games/activities. Find plenty of [party ideas](#) here!
- Decide if you will need catering or not
- Optional: Order cake if not baking yourself

3 WEEKS BEFORE

- Choose what to do for gifts (i.e. no gifts, donations or a crowdfunding)
- Send out invitations! Browse [Kids' Birthday invitations](#) here.
- Order [party supplies](#)
 - Paperware
 - Party hats
 - Tablecloth
 - Backdrops
 - Streamers
 - Party favors

1 WEEK BEFORE

- Determine schedule for party
- Identify helpers for your event
- Optional: If getting catering, place order with caterer
- Purchase last-minute supplies. Browse [Amazon party decor](#) here!
- Message guests who have not yet RSVP'd

3 DAYS BEFORE

- Purchase food if not having event catered
- Assemble party favors
- Collect any permission slips or waivers needed depending on venue

1-2 DAYS BEFORE

- Bake or pick up cake
- Decorate house or gather decorations to take to venue
- Prepare any make-ahead food

1 WEEK AFTER

- Send thank you eCards within two weeks. See [thank you eCards](#) here!
- Share photos from the event and collect photos from your guests
- Return anything borrowed from friends